



Door to Door Team: Access Brightspeed Fiber Training

Febrary 2023

Overview:

The purpose of this guide is to ensure you can navigate the Brightspeed Fiber training correctly and have the best experience possible!

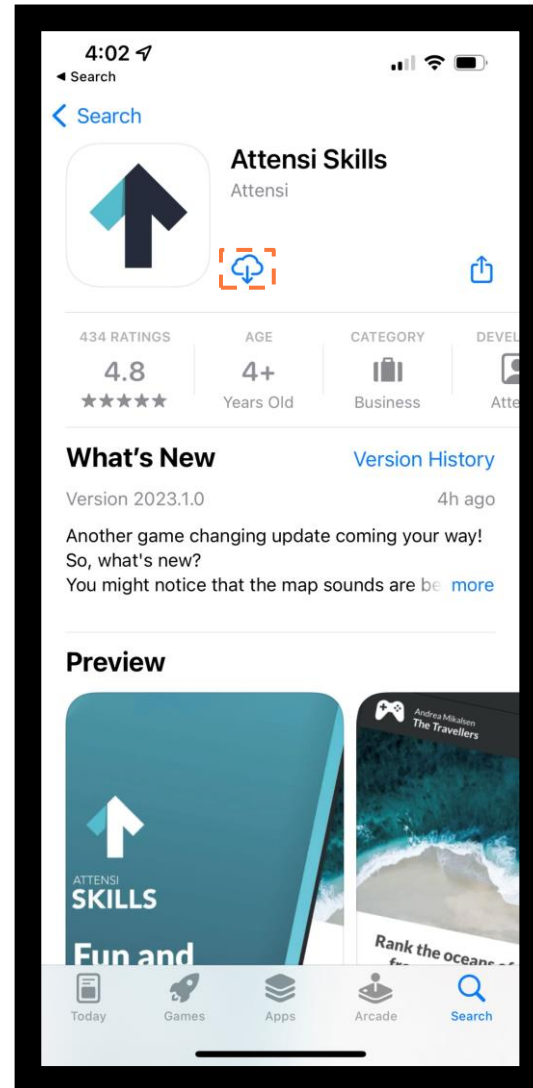
- 1 First, **please close all open applications** on your tablet. Then, **Scan the QR code below** to be directed to the app store to download the Brightspeed Discover (Skills) App.



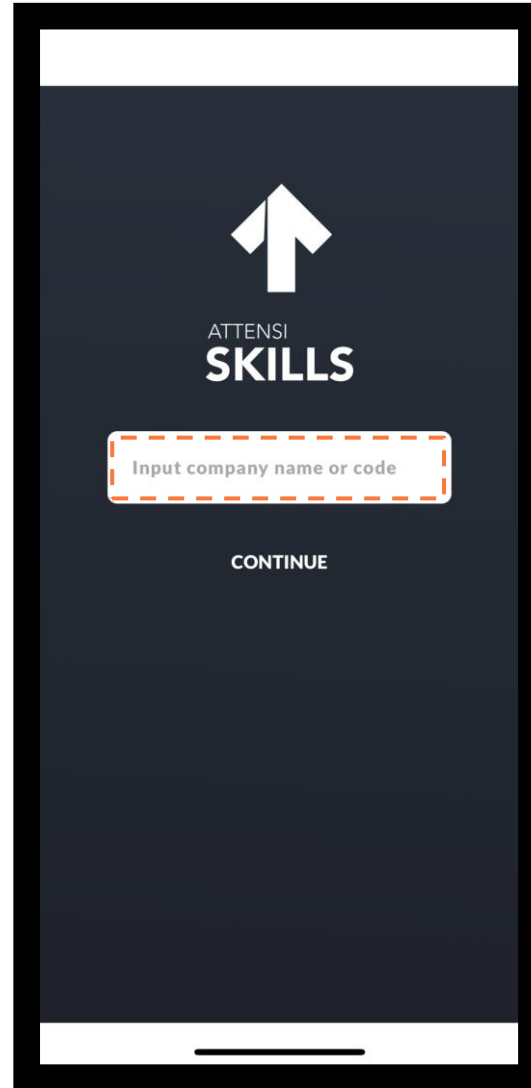
Discover

2

Download the app onto your tablet.




- 3 Once downloaded, begin by opening the app. If prompted, **Enter Brightspeed** and **Click Continue**.



4 Enter a Username (your External ID) and Password (Attensi2023!) and then Click Login to proceed.

Change company

 **brightspeed**


Log in with your email address, if you don't have one, your userID for Updater employees

Username

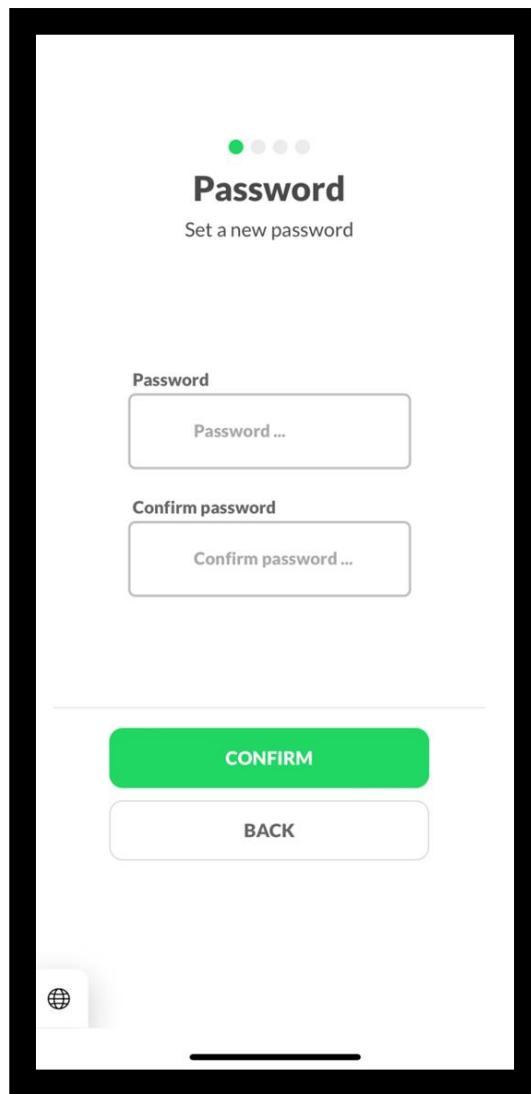
Password

Remember me

[Forgot your password?](#)




- 5 Please **Set a New Password** (minimum 8 characters in length) and ensure that you remember this. This is the password you will use to log in moving forward. We highly recommend writing your password down in a safe place to avoid future login issues!



The screenshot shows a mobile application interface for setting a new password. At the top, there are four dots, with the first one being green. Below this is the heading "Password" and the subtitle "Set a new password". There are two input fields: "Password" and "Confirm password", both with placeholder text. Below the input fields are two buttons: a green "CONFIRM" button and a white "BACK" button. At the bottom left, there is a globe icon. The entire screen is framed by a thick black border.

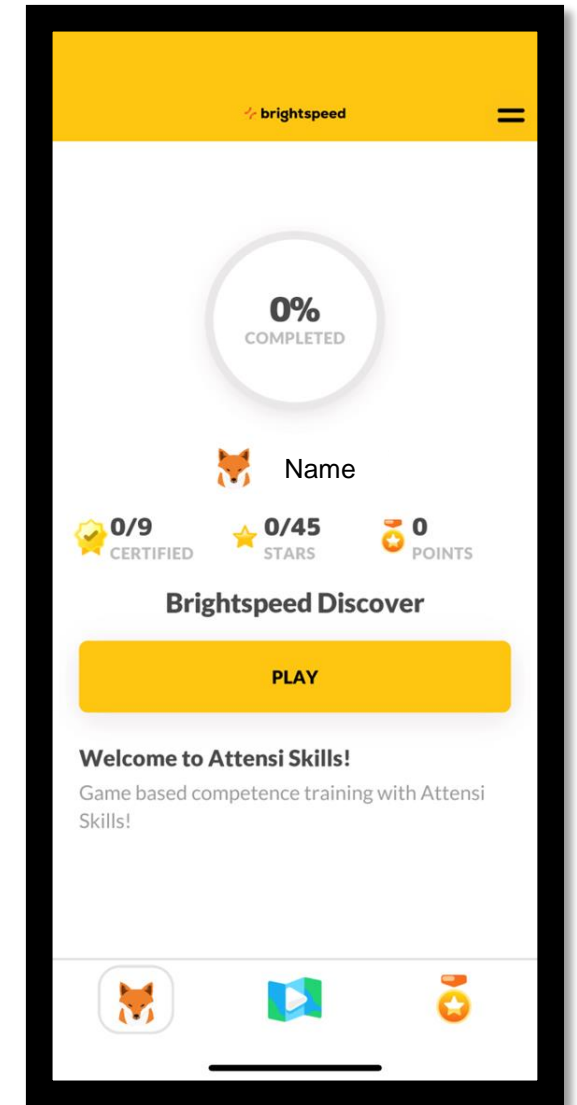
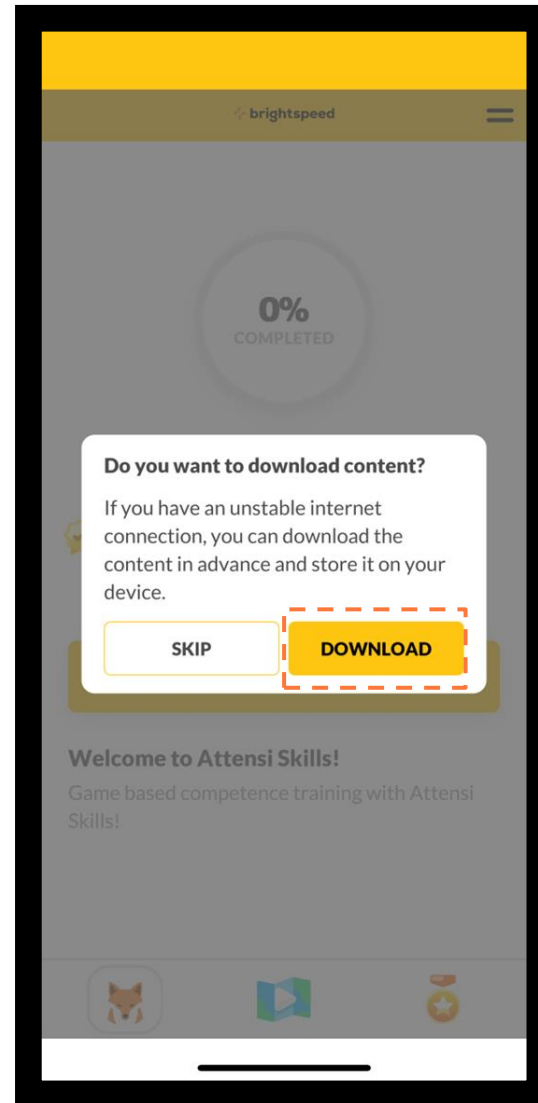
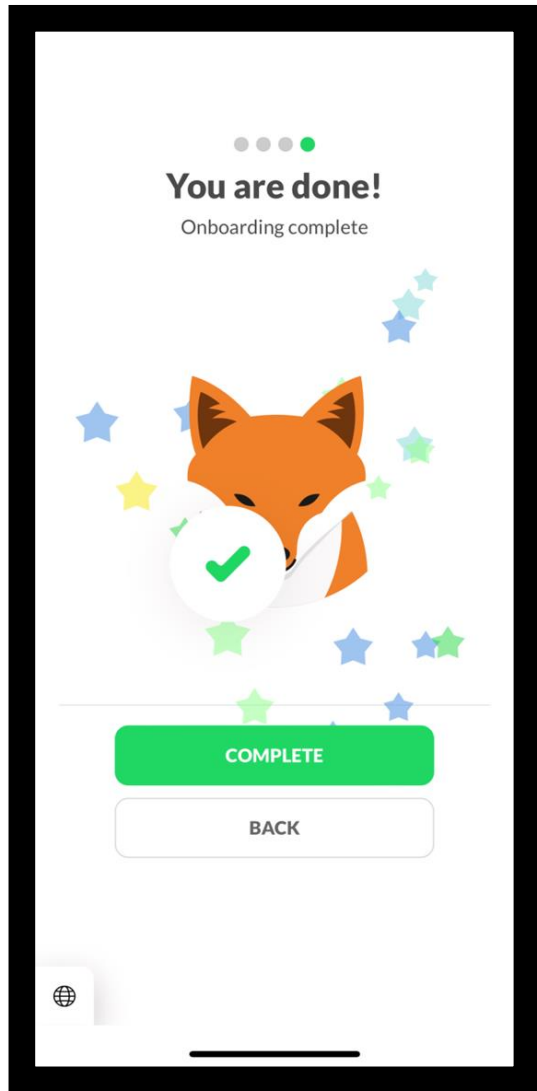
6 Now, **Choose an Avatar** – this is how you will be visually represented on the leaderbaord!



- 7 Please **Choose** if you would like to appear anonymously on the leaderboard. We encourage you to remain public, but the choice is ultimately up to you!

The screenshot shows a mobile app interface for an 'Anonymity' screen. At the top, there are four dots, with the second one from the left being green. Below this is the title 'Anonymity' and the question 'Do you want to be anonymous?'. A checkbox is present with the text 'I wish to appear anonymous on the leaderboards' and a subtext 'Check if you want your name to be hidden on leaderboards'. At the bottom, there are two buttons: a green 'NEXT' button and a white 'BACK' button. A globe icon is visible in the bottom left corner of the screen.

8 Now you're ready to play! **Click complete, download, play -> have fun and train hard!**



Need help? Reach out to one of your super users below!



Contact a Superuser:

- gillian.talley@brightspeed.com
- kristen.r.heaton@brightspeed.com
- deborah.m.wallis@brightspeed.com
- nancy.tropea@brightspeed.com
- mary.boyle@brightspeed.com